

MADE IN ITALY



NEXT

INCLINED PLATFORM LIFT FOR CURVED STAIRS

**extrōma**<sup>®</sup>  
solutions in motion





Next is a **new generation platform stair lift** with silent functioning and comfortable to use. The innovative concept of the guide rail system makes of Next the unique platform stairlift **available for quick delivery**, against other products that require nearly 3 months. Fast delivery, colour display, touch button panel, **App for smartphone and tablet** are only some of the exclusive features of Next.




Every component is **designed to occupy the minimum space** on the staircase and in the parking zones.



**REMOTE CONTROLS** to call the stairlift from the floor or send it to the parking position.

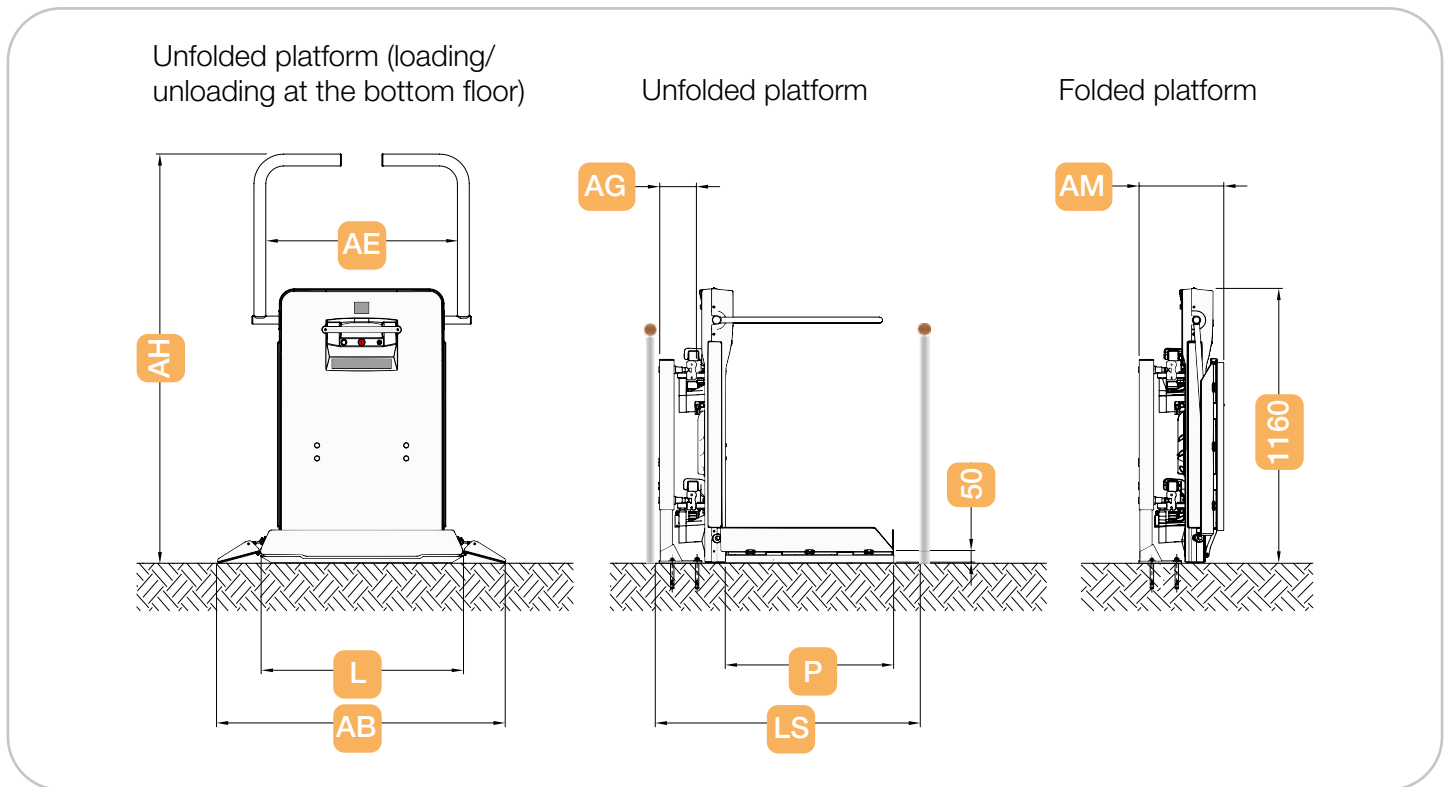


**DEDICATED APP** to run and configure Next from a smartphone or a tablet



1. The **touch button panel** allows to move ergonomically the lift from board by simply touching with your fingers or palm the luminous arrows for ascend/descent, with no need to press on them.
2. The **colour display** permits to constantly monitor the functioning status of Next, makes **diagnostics** easy and enables the maintenance man to set the **main parameters tailored** on the user's need.
3. The emergency button **stops immediately** the platform; when pressed it sounds uninterruptedly, warning the user of any incidental pressing.
4. Next is fitted with batteries that ensure the functioning of the lift in the event of breakdown of power supply. Also in case of failure the lift can be moved from board with the **emergency motorized maneuver**.

# TECHNICAL FEATURES OF NEXT PLATFORM LIFT



Platform dimensions (LxP)	750x600	750x650	750x700	850x700	1000x800	1250x800
<b>AB</b> Overall platform length	1120	1120	1120	1220	1370	1620
<b>AE</b> Overall useful length within barrier arms	725	725	725	815	965	1215
<b>AH</b> Overall height unfolded platform	1690	1740	1740	1740	1815	1815
<b>LS</b> Minimum stair width	990	1030	1075	1100	1225	1300
<b>AG</b> Rails overall depth from wall				165		
<b>AM</b> Overall dimension with folded platform				370		

Technical data	
Load capacity	300 Kg
Surmountable inclination (*)	19°-45°
Speed	0,12 m/s max
Power supply	by batteries
Maximum run	40 m

(\*) surmountable inclination 24°-45° for 850x700, 1000x800, 1250x800 platforms

Colours (**)	
Platform	Dark gray (similar to RAL 7011)
Rails	aluminium anodized
Fixings	RAL 9006

(\*\*) other RAL colours available on request

DOWNLOAD OUR  
**SMARTPHONE AND  
TABLET APP**




AVAILABLE ON



All dimensions are expressed in millimeters and all information contained in this catalogue have to be ment purely indicative. Extrema reserve the right to change at any time the information here reported without prior notification.

**extrema**<sup>®</sup>  
solutions in motion

Extrema S.r.l.  
Via dell'Industria 2  
46031 Bagnolo San Vito (MN) - I  
Tel. (+39) 0376 252443  
Fax (+39) 0376 251091  
www.extremalifts.eu



For further information see our website [www.extremalifts.eu](http://www.extremalifts.eu)